

# FOURTH GRADE



# NLM<sup>3</sup> READING

Narrative Language Measures

Douglas B. Petersen  
Trina D. Spencer

## Benchmark Record Forms

Beginning of Year / Middle of Year / End of Year

School: \_\_\_\_\_ Name: \_\_\_\_\_  
Teacher: \_\_\_\_\_ Date of Birth: \_\_\_\_\_ Grade: \_\_\_\_\_

Child Name/ID \_\_\_\_\_ Audio File \_\_\_\_\_ Examiner \_\_\_\_\_ Date \_\_\_\_\_

### SCRIPT

Place Student Passage in front of student. SAY: "Please read this out loud. Do your very best reading. I'll help you if you need it. When you're done I'm going to ask you to tell me the exact same story, and I'm going to ask you some questions. Are you ready?"

Start timer when student reads first word. At 1 minute, place bracket ( ) to mark student progress. Do not stop student. Allow student to read entire passage. If student makes 7 or more errors in the first 10 words, or if student reads < 30 CWPM, consider asking student to stop, and read remainder of passage to student.

While student is reading, put a slash ( / ) through incorrect words (mispronunciations, substitutions, skipped words). If student fails to correctly read a word after 3 seconds, say the word and mark as incorrect. Self-corrections within 3 seconds, repetitions, and insertions are not errors. Do not let student skip a line.

On Monday, Brody was in the school cafeteria with his friends. While he was eating, he noticed that there was a boy sitting by himself at another table. Brody felt sad for the boy. Without a moment's thought, Brody, who was a kind, considerate boy, decided that he would try to befriend the other boy by bringing his friends over to meet him. However, when Brody and his friends tried to introduce themselves, the boy wouldn't talk to them and remained mute, even though Brody and his friends kept trying to start a conversation. Brody felt disappointed because he still wanted to become friends with the boy. He wasn't sure what to try next, so he decided to ask for advice from his teacher, who was extremely wise. "My friends and I are trying to be friends with the boy who is sitting alone, but he's as quiet as a mouse. What are we doing wrong?" Brody's teacher said, "You should probably try talking to him one-on-one, which is a more personal way to introduce yourself individually. Plus, meeting lots of people at once could be overwhelming for him, especially if he is an introvert. He may be more willing to talk with just you at first." The teacher explained to him that an introvert is a person that doesn't enjoy crowds. She explained that introverts often like to have a small, close group of friends and sometimes prefer to simply enjoy the peace and quiet of being alone. "That makes sense!" Brody said after he thought it over. "I'll give it a try." The next day at lunch, Brody approached the boy alone and introduced himself. This time, the shy boy engaged in conversation with him. Eventually, the boy came out of his shell enough that the two of them were able to become well acquainted. Brody was thrilled that he had made a new friend.

### Start audio recorder

SAY: "Thanks for reading (and listening). Now you tell me that exact same story. Try to include as many details as you can in your story."

While student is retelling the story, score the NDC and EDC sections. When it appears student is done retelling SAY: "Are you finished?" Acceptable prompts (up to 3x): "Just tell me the story with the parts you remember." If it appears the student isn't telling a story, SAY: "Remember, tell it to me like a story."

Continue to Questions section. When test is complete, listen to audio to finish scoring.

### READING FLUENCY

**DECODING FLUENCY** Total words read in 1 min  - # Errors in 1 minute  =  <sup>92</sup>


**ACCURACY** # Correct words read  ÷ Total words read in 1 min  =

**PROSODY RATING** select one

Primarily word-by-word reading. No meaningful syntax.	①
Primarily 2-word phrases. Awkward word groupings.	②
Primarily 3 to 4 word phrases. Mostly appropriate phrasing and syntax.	③
Meaningful phrases. Appropriate syntax. Expressive interpretation.	④

### NLM RETELL

NARRATIVE DISCOURSE COMPLEXITY (NDC)				SCORE
Character	Brody / any name	②	a boy / the boy	①
Setting	school cafeteria eating lunch	②	cafeteria / eating	①
Problem (P)	boy all alone at table	②	lonely / alone	①
Feeling	sad / feels bad	②	didn't like it / cried	①
Plan (PL)	decided to try and befriend boy	②	decided to go	①
Attempt (A)	all his friends tried to talk to boy	②	they left / walked	①
Consequence / Complication (CP)	boy wouldn't talk to them / was still sitting alone	②	didn't work / no friends	①
Feeling-2	disappointed / sad	②	didn't like it / cried	①
Plan-2 (PL2)	decided to ask teacher for help	②	decided to get help	①
Attempt-2 (A2)	asked teacher how to make friend	②	asked teacher	①
Consequence (C)	teacher told him to approach boy one-on-one / by himself	②	teacher told him	①
Ending (E)	he talks to boy / they are friends	②	they got together	①
End Feeling	thrilled / happy / excited	②	liked it / smiled	①

EXPOSITORY DISCOURSE COMPLEXITY (EDC)					SCORE	
 introverts are people who don't enjoy crowds	①	 they often like small, close group of friends	①	 they soemtimes prefer being alone	①	

EPISODE 1 COMPLEXITY (EC1) (from 2 pt NDC section)		SCORE	SENTENCE COMPLEXITY (SC)		SCORE
P+PL -or- PL+CP	-or- P+A -or- P+CP -or- A+CP	②	because / so that		① ① ①
P+A+CP -or- P+PL+CP		④	when / while		① ① ①
			after / before		① ① ①
			since/however/although/even though		① ① ①
			(noun) that / which / who (e.g., person that... / talk which... / Brody who...)		① ① ①

EPISODE 2 COMPLEXITY (EC2) (from 2 pt NDC section)		SCORE	VOCABULARY COMPLEXITY (VC) SCORE	
P/CP+PL2 -or- P/CP+A2 -or- P/CP+C -or- P/A2+C		②	1 pt per word below (or equally complex synonym)	
P/CP+C+E -or- P/CP+A2+E		③	1 pt (up to 2) for other complex vocabulary words	
P/CP+A2+C -or- P/CP+PL2+C		④	a moment's thought	① approached
P/CP+A2+C+E -or- P/CP+PL2+C+E		⑤	considerate	① engaged
			befriend	① out of his shell
			remained	① acquainted
			mute	① thrilled
			quiet as a mouse	①
			overwhelming	①

### NLM QUESTIONS

EXPOSITORY (E)		1 pt = main idea	1 pt each = supporting ideas	SCORE
What did you learn from the passage about introverts?	an introvert is a person who doesn't always enjoy crowds	①	often like small / close group of friends	①
What did the teacher say to help Brody get to know the other boy?	she suggested that Brody try talking to him one-on-one	①	it's more personal to introduce yourself individually	①
			meeting lots of people at once can be overwhelming	①
			he may be more willing to talk with just you at first	①

INFERENTIAL VOCABULARY (IV)		3 pts = A: clear/complete 2 pts = A: unclear/incomplete	1 pt = B: correct 0 pts = B: incorrect	SCORE
If A answer is similar to grey text, say: "What else does mean?"	A: When Brody first tried to speak with the shy boy, he stayed mute. What does mute mean? B: Does mute mean silent or bored?			③ ②
Ask B question if A is answered incorrectly	A: The shy boy engaged with Brody, and they became friends. In this story, what does engage mean? B: Does engage mean to bother someone or to connect?			③ ②
	A: Once Brody and the boy talked alone, they became well acquainted. What does it mean to be acquainted with someone? B: Does acquainted mean to look like or to know someone?			③ ②

INFERENTIAL REASONING (IR)		2 pts = clear & complete 1 pt = unclear/incomplete	0 pts = unrelated / no response	SCORE
Using clues from this story, how often do you think Brody has tried to meet shy people?		② ① ①	Why do you think that? 1 pt = uses information from story	① ①
Using clues from this story, how many people do you think Brody is friends with?		② ① ①	Why do you think that? 1 pt = uses information from story	① ①
What do you think Brody and the other boy will do now that they are friends?		② ① ①	Why do you think that? 1 pt = uses background knowledge	① ①

### PERSONAL WRITING GENERATION (OPTIONAL)

Give Student NLM Writing Form. SAY: "In this story, Brody was sad to see the boy sitting alone. Write a story about a time when you tried to help someone." Encourage student (up to 3x) to write a thematically related story. Score using NLM Flow Chart (see Examiner's Manual).

NLM RETELL SCORE* <sup>30</sup>	+	NLM QUESTIONS SCORE <sup>20</sup>	=	NLM READING COMPOSITE SCORE
Combine: NDC + EC1 + EC2 + SC + VC		Combine: E + IV + IR		*Use NLM RETELL SCORE to make benchmark decisions

On Monday, Brody was in the school cafeteria with his friends. While he was eating, he noticed that there was a boy sitting by himself at another table. Brody felt sad for the boy. Without a moment's thought, Brody, who was a kind, considerate boy, decided that he would try to befriend the other boy by bringing his friends over to meet him. However, when Brody and his friends tried to introduce themselves, the boy wouldn't talk to them and remained mute, even though Brody and his friends kept trying to start a conversation. Brody felt disappointed because he still wanted to become friends with the boy. He wasn't sure what to try next, so he decided to ask for advice from his teacher, who was extremely wise. "My friends and I are trying to be friends with the boy who is sitting alone, but he's as quiet as a mouse. What are we doing wrong?" Brody's teacher said, "You should probably try talking to him one-on-one, which is a more personal way to introduce yourself individually. Plus, meeting lots of people at once could be overwhelming for him, especially if he is an introvert. He may be more willing to talk with just you at first." The teacher explained to him that an introvert is a person that doesn't enjoy crowds. She explained that introverts often like to have a small, close group of friends and sometimes prefer to simply enjoy the peace and quiet of being alone. "That makes sense!" Brody said after he thought it over. "I'll give it a try." The next day at lunch, Brody approached the boy alone and introduced himself. This time, the shy boy engaged in conversation with him. Eventually, the boy came out of his shell enough that the two of them were able to become well acquainted. Brody was thrilled that he had made a new friend.

Child Name/ID \_\_\_\_\_ Audio File \_\_\_\_\_ Examiner \_\_\_\_\_ Date \_\_\_\_\_

### SCRIPT

Place Student Passage in front of student. SAY: "Please read this out loud. Do your very best reading. I'll help you if you need it. When you're done I'm going to ask you to tell me the exact same story, and I'm going to ask you some questions. Are you ready?"

Start timer when student reads first word. At 1 minute, place bracket ( ) to mark student progress. Do not stop student. Allow student to read entire passage. If student makes 7 or more errors in the first 10 words, or if student reads < 30 CWPM, consider asking student to stop, and read remainder of passage to student.

While student is reading, put a slash ( / ) through incorrect words (mispronunciations, substitutions, skipped words). If student fails to correctly read a word after 3 seconds, say the word and mark as incorrect. Self-corrections within 3 seconds, repetitions, and insertions are not errors. Do not let student skip a line.

Last week, Drake was sitting in his house watching his hamster race around in an exercise ball. After a while, Drake decided to go to the kitchen that was downstairs to grab a scrumptious snack because he was hungry. When he returned, the exercise ball, which had the lid off, was lying empty on the floor. The hamster was gone! The hamster was gone. Drake panicked. He decided to look everywhere for the rodent. He desperately called the hamster's name. He began to search fervently. He looked in every nook and cranny but he couldn't find the hamster. He was worried because his hamster could have hidden anywhere. He decided to ask his brother for help. "Would you help me find my hamster?" Drake asked. "He disappeared into thin air!" His brother, who was stern, said, "Having a pet is fun; however, you need to be responsible. You have to take care of them because they can't do it themselves. If you're not careful, your pet could potentially get hurt because it is in an unfamiliar environment." Drake exclaimed, "I promise that I will never let the hamster out of my sight again, but will you please help me find him before something happens?" Drake's brother agreed to help him and the two brothers searched for the elusive, little escape artist. They decided to look in the dimly lit laundry room where the hamster may have found some lint to sleep in because hamsters are nocturnal animals. They sleep during the day and like warm, dark places where they can build nests. When Drake entered the laundry room, he looked behind the machines and spotted the tiny animal that was happily burrowing behind the dryer where it was creating a nest from lost socks. Drake was happy because he found his furry friend. He never left his hamster alone outside of his cage ever again.

### Start audio recorder

SAY: "Thanks for reading (and listening). Now you tell me that exact same story. Try to include as many details as you can in your story."

While student is retelling the story, score the NDC and EDC sections. When it appears student is done retelling SAY: "Are you finished?" Acceptable prompts (up to 3x): "Just tell me the story with the parts you remember." If it appears the student isn't telling a story, SAY: "Remember, tell it to me like a story."

Continue to Questions section. When test is complete, listen to audio to finish scoring.

### READING FLUENCY

**DECODING FLUENCY** Total words read in 1 min  - # Errors in 1 minute  =



**ACCURACY** # Correct words read  ÷ Total words read in 1 min  =

**PROSODY RATING** select one

Primarily word-by-word reading. No meaningful syntax.	①
Primarily 2-word phrases. Awkward word groupings.	②
Primarily 3 to 4 word phrases. Mostly appropriate phrasing and syntax.	③
Meaningful phrases. Appropriate syntax. Expressive interpretation.	④

### NLM RETELL

NARRATIVE DISCOURSE COMPLEXITY (NDC)				SCORE
Character	Drake / Any name	②	a boy / the boy	①
Setting	in house watching hamster	②	home / playing/watching	①
Problem (P)	hamster escaped / he lost hamster	②	it was gone	①
Feeling	panicked / frantic / scared	②	didn't like it / cried	①
Plan (PL)	decided to look everywhere	②	decided to find it	①
Attempt (A)	called hamster's name and searched	②	tried to find it	①
Consequence / Complication (CP)	he couldn't find the hamster / hamster was still missing	②	couldn't find it	①
Feeling-2	worried / nervous	②	didn't like it / cried	①
Plan-2 (PL2)	decided to ask his brother for help	②	decided to try again	①
Attempt-2 (A2)	asked his brother to help him find it	②	talked to him	①
Consequence (C)	the two brothers searched together for the hamster	②	they looked for it	①
Ending (E)	they found the hamster in laundry	②	he found it	①
End Feeling	happy / excited	②	smiled	①

EXPOSITORY DISCOURSE COMPLEXITY (EDC)					SCORE	
 hamsters are nocturnal animals	①	 they sleep during the day	①	 like warm places to build nests	①	

EPISODE 1 COMPLEXITY (EC1) (from 2 pt NDC section)		SCORE	SENTENCE COMPLEXITY (SC)		SCORE
P+PL -or- PL+CP	-or- P+A -or- P+CP -or- A+CP	②	because / so that		① ① ①
P+A+CP -or- P+PL+CP		④	when / while		① ① ①
			after / before		① ① ①
			since/however/although/even though		① ① ①
			(noun) that / which / who (e.g., kitchen that... / ball which... / brother who...)		① ① ①

EPISODE 2 COMPLEXITY (EC2) (from 2 pt NDC section)		SCORE	VOCABULARY COMPLEXITY (VC) SCORE	
P/CP+PL2 -or- P/CP+A2 -or- P/CP+C -or- P/A2+C		②	1 pt per word below (or equally complex synonym)	
P/CP+C+E -or- P/CP+A2+E		③	1 pt (up to 2) for other complex vocabulary words	
P/CP+A2+C -or- P/CP+PL2+C		④	scrumptious	①
P/CP+A2+C+E -or- P/CP+PL2+C+E		⑤	desperately	①
			fervently	①
			every nook and cranny	①
			into thin air	①
			stern	①
			unfamiliar	①

### NLM QUESTIONS

EXPOSITORY (E)		1 pt = main idea	1 pt each = supporting ideas	SCORE
What did you learn from the passage about hamsters?	hamsters are nocturnal animals	①	they sleep during the day	①
			like warm places to build nests	①
What did his brother say to help Drake be more careful in the future?	you need to be more responsible	①	you have to take care of them	①
			they can't take care of themselves	①
			your pet could get hurt since it's in a new place	①

INFERENTIAL VOCABULARY (IV)		3 pts = A: clear/complete 2 pts = A: unclear/incomplete	1 pt = B: correct 0 pts = B: incorrect	SCORE
If A answer is similar to grey text, say: "What else does mean?"	A: The laundry room was dimly lit. The hamster might be sleeping there. What does dimly mean?			③ ②
	B: Does dimly mean not very much light or lots of room?			① ①
Ask B question if A is answered incorrectly	A: The brothers searched for the elusive hamster. It was an escape artist. What does elusive mean?			③ ②
	B: Does elusive mean difficult to find or scared?			① ①
	A: The hamster was burrowing behind the dryer. It wanted to sleep in the socks. What does burrowing mean?			③ ②
	B: Does burrowing mean eating or digging?			① ①

INFERENTIAL REASONING (IR)		2 pts = clear & complete 1 pt = unclear/incomplete	0 pts = unrelated / no response	SCORE
Using clues from this story, how many pets do you think Drake's brother has had before?		② ① ①	Why do you think that?	① ①
Using clues from this story, how many times do you think Drake's hamster has been lost before?		② ① ①	Why do you think that?	① ①
What do you think Drake had for a snack?		② ① ①	Why do you think that?	① ①

### PERSONAL WRITING GENERATION (OPTIONAL)

Give Student NLM Writing Form. SAY: "In this story, Drake panicked when he lost his pet. Write a story about a time when you lost something." Encourage student (up to 3x) to write a thematically related story. Score using NLM Flow Chart (see Examiner's Manual).

NLM RETELL SCORE*	31	+	NLM QUESTIONS SCORE	20	=	NLM READING COMPOSITE SCORE
Combine: NDC + EC1 + EC2 + SC + VC			Combine: E + IV + IR			*Use NLM RETELL SCORE to make benchmark decisions



Last week, Drake was sitting in his house watching his hamster race around in an exercise ball. After a while, Drake decided to go to the kitchen that was downstairs to grab a scrumptious snack because he was hungry. When he returned, the exercise ball, which had the lid off, was lying empty on the floor. The hamster was gone! The hamster was gone. Drake panicked. He decided to look everywhere for the rodent. He desperately called the hamster's name. He began to search fervently. He looked in every nook and cranny but he couldn't find the hamster. He was worried because his hamster could have hidden anywhere. He decided to ask his brother for help. "Would you help me find my hamster?" Drake asked. "He disappeared into thin air!" His brother, who was stern, said, "Having a pet is fun; however, you need to be responsible. You have to take care of them because they can't do it themselves. If you're not careful, your pet could potentially get hurt because it is in an unfamiliar environment." Drake exclaimed, "I promise that I will never let the hamster out of my sight again, but will you please help me find him before something happens?" Drake's brother agreed to help him and the two brothers searched for the elusive, little escape artist. They decided to look in the dimly lit laundry room where the hamster may have found some lint to sleep in because hamsters are nocturnal animals. They sleep during the day and like warm, dark places where they can build nests. When Drake entered the laundry room, he looked behind the machines and spotted the tiny animal that was happily burrowing behind the dryer where it was creating a nest from lost socks. Drake was happy because he found his furry friend. He never left his hamster alone outside of his cage ever again.

Child Name/ID \_\_\_\_\_ Audio File \_\_\_\_\_ Examiner \_\_\_\_\_ Date \_\_\_\_\_

## SCRIPT

Place Student Passage in front of student. SAY: "Please read this out loud. Do your very best reading. I'll help you if you need it. When you're done I'm going to ask you to tell me the exact same story, and I'm going to ask you some questions. Are you ready?"

Start timer when student reads first word. At 1 minute, place bracket ( ) to mark student progress. Do not stop student. Allow student to read entire passage. If student makes 7 or more errors in the first 10 words, or if student reads < 30 CWPM, consider asking student to stop, and read remainder of passage to student.

While student is reading, put a slash ( / ) through incorrect words (mispronunciations, substitutions, skipped words). If student fails to correctly read a word after 3 seconds, say the word and mark as incorrect. Self-corrections within 3 seconds, repetitions, and insertions are not errors. Do not let student skip a line.

On Sunday night, Bowen was diligently working on a school project in the kitchen. He was building an intricate bridge out of tiny popsicle sticks. However, Bowen realized that he needed more glue to complete the bridge. In a panic, he decided to look in the kitchen drawer for more glue. Although he searched the drawer that was full of lots of things, he couldn't find any glue, and his heart sank. He was concerned that he wouldn't be able to finish his bridge. Then Bowen remembered that his mom, who loved to do crafts, had special personal supplies upstairs in a locked cabinet. Bowen tracked down his mom and asked, "Do you have any glue in your craft supplies that I can use? I ran out and my bridge is so close to being finished." His mom kindly replied, "I don't have any more craft glue, but I have some epoxy that should work!" When Bowen looked confused, his mom explained that epoxy is a strong, long-lasting glue. It's an adhesive that comes in two parts. As you mix the ingredients together, a chemical reaction happens, and the liquid turns into a glue. Because Bowen had never used epoxy before and was worried it wouldn't work, his mom patiently explained, "We have to use the epoxy because we don't have any other kind of glue and it is getting late. Plus, it will certainly be potent enough to keep your bridge together. When it dries, it will be even better than glue." Once Bowen agreed to give it a try, he and his mom used the epoxy that she had offered him for his project. It worked like a charm, and the bridge came together quickly. Bowen was relieved that he was able to finish the project with his mom's help.

## Start audio recorder

SAY: "Thanks for reading (and listening). Now you tell me that exact same story. Try to include as many details as you can in your story."

While student is retelling the story, score the NDC and EDC sections. When it appears student is done retelling SAY: "Are you finished?" Acceptable prompts (up to 3x): "Just tell me the story with the parts you remember." If it appears the student isn't telling a story, SAY: "Remember, tell it to me like a story."

Continue to Questions section. When test is complete, listen to audio to finish scoring.

## READING FLUENCY

**DECODING FLUENCY** Total words read in 1 min  - # Errors in 1 minute  =  <sup>115</sup>

**ACCURACY** # Correct words read  ÷ Total words read in 1 min  =

**PROSODY RATING** select one

Primarily word-by-word reading. No meaningful syntax.	①
Primarily 2-word phrases. Awkward word groupings.	②
Primarily 3 to 4 word phrases. Mostly appropriate phrasing and syntax.	③
Meaningful phrases. Appropriate syntax. Expressive interpretation.	④

## NLM RETELL

NARRATIVE DISCOURSE COMPLEXITY (NDC)				SCORE
Character	Bowen / any name	②	a boy / the boy	①
Setting	working on school project in kitchen	②	kitchen / doing project	①
Problem (P)	ran out of glue	②	it was gone	①
Feeling	panicked / scared / mad	②	didn't like it / cried	①
Plan (PL)	decided to look in drawer for glue	②	decided to look	①
Attempt (A)	looked in the drawer	②	tried to find it	①
Consequence / Complication (CP)	couldn't find any glue / still didn't have glue	②	couldn't find it	①
Feeling-2	concerned / scared	②	didn't like it / cried	①
Plan-2 (PL2)	remembered mom had craft supplies	②	decided to ask her	①
Attempt-2 (A2)	found mom and asked her for glue	②	asked her	①
Consequence (C)	mom gave him different kind of glue / the glue worked	②	she found some / it worked	①
Ending (E)	he finished the bridge with his mom	②	it was done	①
End Feeling	happy / relieved	②	smiled	①

EXPOSITORY DISCOURSE COMPLEXITY (EDC)					SCORE	
🔄 epoxy is a strong glue	①	🗨️ the glue comes in two parts you mix together	①	🗨️ when mixed, a reaction happens and turns to glue	①	

EPISODE 1 COMPLEXITY (EC1) (from 2 pt NDC section)		SCORE	SENTENCE COMPLEXITY (SC)		SCORE
P+PL -or- PL+CP	-or- P+A -or- P+CP -or- A+CP	②	because / so that		① ① ①
P+A+CP -or- P+PL+CP		④	when / while		① ① ①
			after / before		① ① ①
			since/however/although/even though		① ① ①
			(noun) that / which / who (e.g., drawer that... / glue which... / mom who...)		① ① ①

EPISODE 2 COMPLEXITY (EC2) (from 2 pt NDC section)		SCORE <div></div> select one
P/CP+PL2 -or- P/CP+A2 -or- P/CP+C -or- P/A2+C	②	
P/CP+C+E -or- P/CP+A2+E	③	
P/CP+A2+C -or- P/CP+PL2+C	④	
P/CP+A2+C+E -or- P/CP+PL2+C+E	⑤	

(e.g., drawer that... / glue which... / mom who...)

① ② ③

VOCABULARY COMPLEXITY (VC) SCORE <div></div>	
1 pt per word below (or equally complex synonym) 1 pt (up to 2) for other complex vocabulary words	
diligently	①
intricate	①
realized	①
complete	①
personal	①
supplies	①
adhesive	①
chemical reaction	①
certainly	①
potent	①
give it a try	①
worked like a charm	①
	①
	①

INSTRUCTIONS

## NLM QUESTIONS

EXPOSITORY (E)	1 pt = main idea	1 pt each = supporting ideas	SCORE
What did you learn from the passage about epoxy?	epoxy is a strong, long-lasting glue ①	it comes in two parts you mix together ①	when mixed, a reaction happens turning it to glue ①
What did Bowen's mom say to convince him to use the epoxy?	you have to use it because we are out of glue ①	it will be strong enough to keep the bridge together ①	when it dries, it will be even better than glue ①
			it is getting late and we can't go to the store ①

INFERENTIAL VOCABULARY (IV)		3 pts = A: clear/complete 2 pts = A: unclear/incomplete	1 pt = B: correct 0 pts = B: incorrect	SCORE
If A answer is similar to grey text, say: "What else does mean?"	A: Bowen was making an intricate bridge for his project. He used lots of tiny popsicle sticks. What does intricate mean?			③ ②
	B: Does intricate mean complex or heavy?			① ①
	A: The glue Bowen's mom gave him was potent enough to hold the bridge together. What does potent mean?			③ ②
	B: Does potent mean strong or flexible?			① ①
Ask B question if A is answered incorrectly	A: Bowen used an adhesive to put his bridge together. What is an adhesive?			③ ②
	B: Is an adhesive something that is clear or sticky?			① ①

INFERENTIAL REASONING (IR)		2 pts = clear & complete 1 pt = unclear/incomplete	0 pts = unrelated / no response	SCORE
Using clues from this story, how much do you think Bowen cares about doing well in school?		② ① ①	Why do you think that? 1 pt = uses information from story	① ①
Using clues from this story, when do you think Bowen's project was due?		② ① ①	Why do you think that? 1 pt = uses information from story	① ①
What are two things you think Bowen might have found in the drawer in the kitchen?		② ① ①	Why do you think that? 1 pt = uses background knowledge	① ①

## PERSONAL WRITING GENERATION (OPTIONAL)

Give Student NLM Writing Form. SAY: "In this story, Drake was upset wen he couldn't finish his project. Write a story about a time when you couldn't finish something." Encourage student (up to 3x) to write a thematically related story. Score using NLM Flow Chart (see Examiner's Manual).

NLM RETELL SCORE* <sup>32</sup>	+	NLM QUESTIONS SCORE <sup>21</sup>	=	NLM READING COMPOSITE SCORE
Combine: NDC + EC1 + EC2 + SC + VC		Combine: E + IV + IR		*Use NLM RETELL SCORE to make benchmark decisions

On Sunday night, Bowen was diligently working on a school project in the kitchen. He was building an intricate bridge out of tiny popsicle sticks. However, Bowen realized that he needed more glue to complete the bridge. In a panic, he decided to look in the kitchen drawer for more glue. Although he searched the drawer that was full of lots of things, he couldn't find any glue, and his heart sank. He was concerned that he wouldn't be able to finish his bridge. Then Bowen remembered that his mom, who loved to do crafts, had special personal supplies upstairs in a locked cabinet. Bowen tracked down his mom and asked, "Do you have any glue in your craft supplies that I can use? I ran out and my bridge is so close to being finished." His mom kindly replied, "I don't have any more craft glue, but I have some epoxy that should work!" When Bowen looked confused, his mom explained that epoxy is a strong, long-lasting glue. It's an adhesive that comes in two parts. As you mix the ingredients together, a chemical reaction happens, and the liquid turns into a glue. Because Bowen had never used epoxy before and was worried it wouldn't work, his mom patiently explained, "We have to use the epoxy because we don't have any other kind of glue and it is getting late. Plus, it will certainly be potent enough to keep your bridge together. When it dries, it will be even better than glue." Once Bowen agreed to give it a try, he and his mom used the epoxy that she had offered him for his project. It worked like a charm, and the bridge came together quickly. Bowen was relieved that he was able to finish the project with his mom's help.